

# SMARTLIGHT BT

*media-tech*  
media-tech

**MT3147**



**User Manual**

## Introduction

This product uses the latest Bluetooth wireless technology, energy-saving LED lighting with full color setting and music playback features. You can use smartphone or tablet to control the device - free application available in GooglePlay store (Android platform) and AppStore (iOS platform).

## Product Features

- Bluetooth version: 4.0.
- Bluetooth distance: 10M.
- White LED power: 5W, equivalent to incandescent bulbs 40W.
- Bulb socket: E27.
- Featured illumination: between white and multicolored lights switch.
- Music playback via Bluetooth.
- Supported devices: Android 4.0 or higher, iOS7 or higher.
- Setting lights automatically turn on or off at a scheduled time.
- Input voltage: AC 110-230V, 50-60Hz.

## Operating instructions

### Application setup

Please scan QRcode at the end of this manual and download application for your operating system. For Android platform you can also download from [www.media-tech.eu](http://www.media-tech.eu) website.

### Bulb mounting

Turn off power switch on the wall, put and screw MT3147 in bulb socket, next power on switch on the wall.

### Pairing

Turn on your mobile device and enter system setup, enable searching for Bluetooth devices (enable visibility for unknown devices). When you find "MT3147" please select it from the list in order to pair the device.

Now click this entry to activate connection with device.

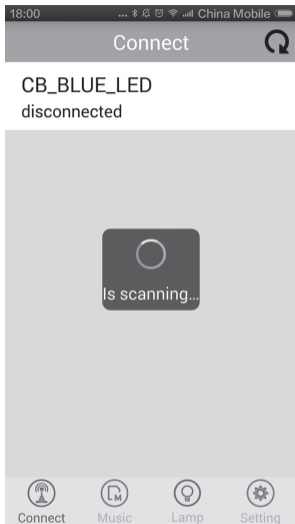
### Controlling another bulb

To use another device with Bluetooth lamp connection, disconnect the existing connection, and then use another device to connect to next Bluetooth lamp.

## Application description




Bluetooth Smart LED Bulb App.



You can choose Connect, Music, Lamp or Setting interface operation by clicking the icons.



In music tab you can play music, pause, stop, go to previous/next song, control volume.



**OFF/ON** Click to switch on the lamp.

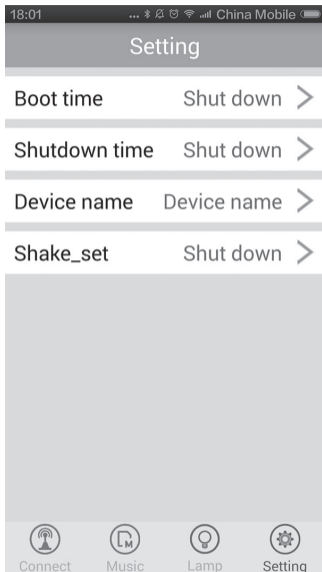
**Auto:** light will automatically switch between a variety of colors, resulting in dazzling color effects.

**Manual:** User can pick their own color in the color plates. Slide the color brightness adjustment. Click to select color.

**Boot time:** set up scheduled lamp power on time.

**Shutdown time:** set up scheduled lamp power off time.

**Device name:** you can define your own device name.



QRcode for iOS platform.



QRcode for Android platform.



*Due to continuous development specification and appearance of product are subject to change without prior notice. For technical support please visit [www.media-tech.eu](http://www.media-tech.eu).*